



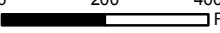


	Structures		Roads
	Ski Lifts		Water
	Ski Run		

**Woodrun V Townhomes**

0      200      400  
 Feet

Date: 2/5/2015

This map/drawing is a graphical representation of the features depicted and is not a legal representation. The accuracy may change depending on the enlargement or reduction.  
 Copyright 2015 Pitkin County GIS